

MATERIALS:

- A toothbrush
- Scissors to cut out holes
- An object from nature to represent the toothbrush
- 2 paper clips (or tape)

INSTRUCTIONS:

1. Fold in thirds, lengthwise
2. Cut out holes through all 3 layers
3. Fold along other fold lines
4. Paper clip or tape sides together
5. Put a toothbrush through one hole so it rests on the table.
6. Go outside! Find an object that reminds you of the toothbrush. Put it through the other hole.

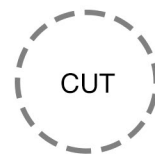

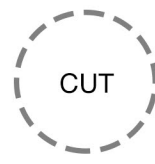
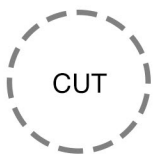

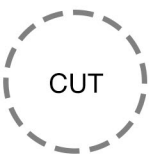
WHAT'S THE POINT?

This is an imagination game, choosing what you want to match with a toothbrush. You can choose things that look like the toothbrush, or that feel like the toothbrush - you can even choose something that has brushy bits like a toothbrush (but DON'T put it in your mouth). If you want, you can pretend you're finding the toothbrush a best friend.

-FOLD-

-FOLD-

-FOLD-



-FOLD-

